

Touro University Nevada, Official Census, 2016

Total Number of Students[#]: 1,197

Please note that these numbers represent students enrolled from July 1, 2016 through October 19, 2016.

Full-time equivalent (FTE): 1,132

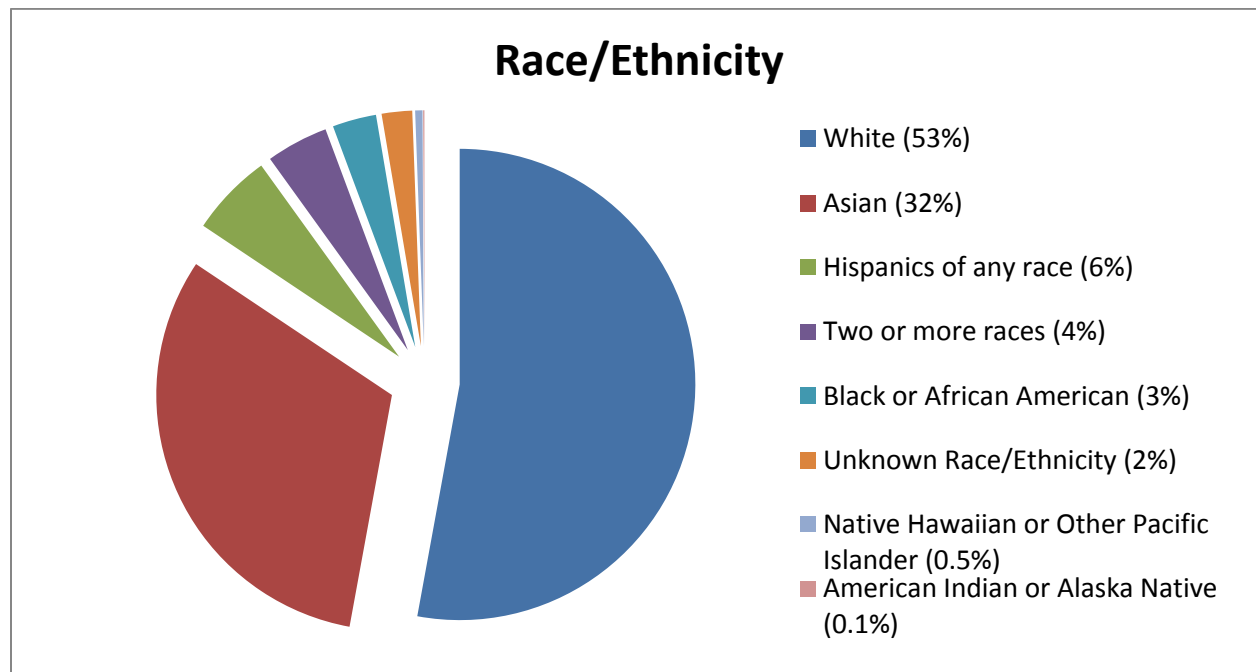
Enrollment by Program

Camp Administration*	41
Education	
• MED (Curriculum & Instruction/School Admin)	30
• Advanced Studies [#]	33
Medical Health Science	27
Nursing	
• BSN (includes BSN & RN-to-BSN)*	
- BSN	74
- RN-to-BSN	8
• MSN	19
• DNP	35
• Non-matriculated students [^]	9
Occupational Therapy	71
Osteopathic Medicine	546
Physical Therapy	120
Physician Assistant*	184

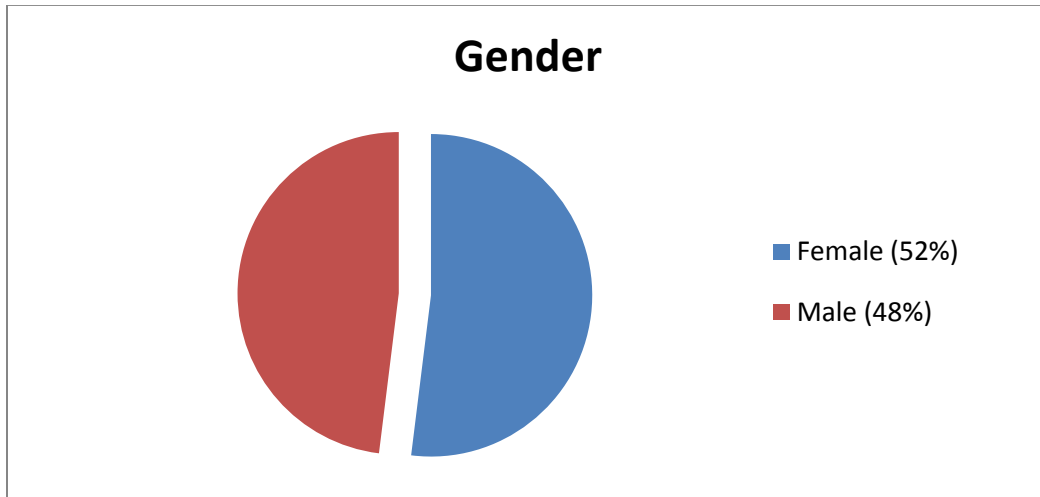
[#] Census-date enrollment totals were atypically low this year because of one-time changes to Education's Advanced Studies program for the Summer term, which included the census date.

* Program realized an increase in enrollment over prior year

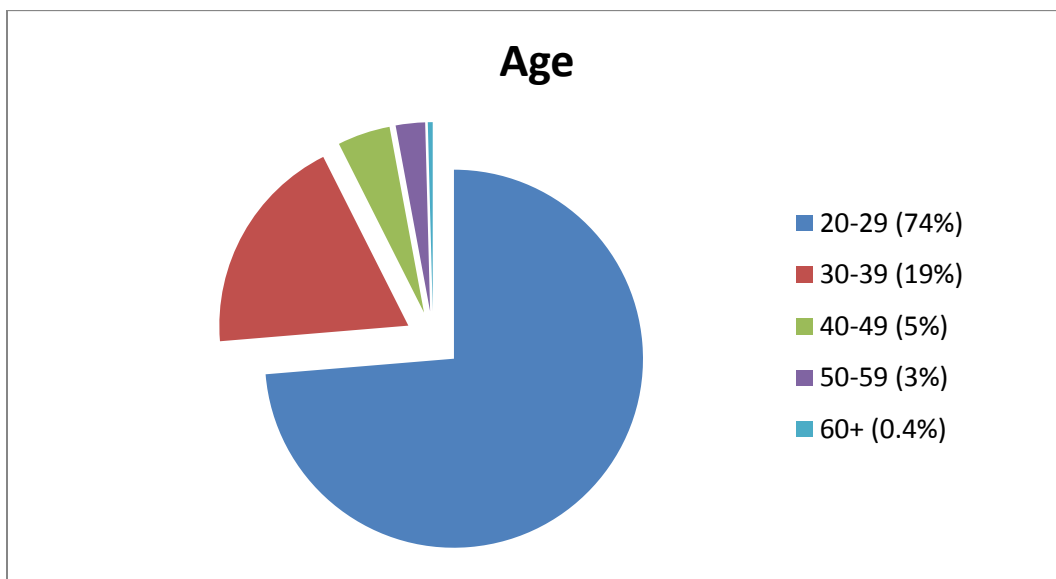
[^] Students not in degree program authorized to attend a course



Percentages may not add to 100% due to rounding



Percentages may not add to 100% due to rounding



Percentages may not add to 100% due to rounding

Average Age: 28.8
Oldest Student: 68
Youngest Student: 20